

Quick Facts 2022-2023



HOWARD COLLEGE
— MAKING DREAMS REAL —

Big Spring • Lamesa • San Angelo
SouthWest College for the Deaf



District

Demographics

Fall 2021

Fall 2022

4108

Enrollment




4319

Enrollment

55%
Dual Credit

26.65%
Online*

630,936
Contact Hours



*Percent of students enrolled in all online courses including dual credit.

60%
Dual Credit

25.95%
Online*

638,592
Contact Hours

56%

Full Time

Excluding Dual Credit

44%

Part Time

Residency Breakdown



In District	13%
Out of District	84%
Non Resident	2%
Foreign	1%

Ethnicity



- Hispanic of any race 49%
- White 43%
- Black/African American 3%
- Two or more races 2%
- Asian 1%

Other categories are small in number and not reported

Age 14-19 ▼71%



▼14% Age 20-24



▼12% Age 25-39



▼3% Age 40& Up





SWCD

Demographics

Fall 2021

Fall 2022

50**
Enrollment



54**
Enrollment

2%
Dual Credit

2%
Dual Credit

2.64%
Online*

3.70%
Online*



13,120
Contact Hours

Interactive Direct Instruction

10,352
Contact Hours

*Percent of students enrolled in all online courses including dual credit.

**Fall 2021: 6 additional students served

**Fall 2022: 7 additional students served

74%
Full Time

Excluding Dual Credit

26%
Part Time

Residency Breakdown

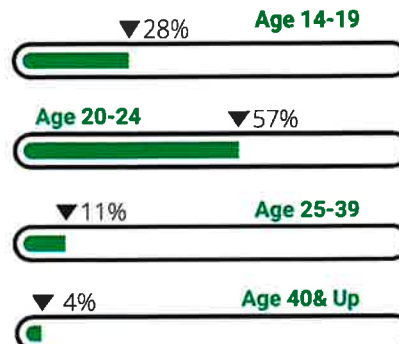


In District 8%
Out of District 70%
Non Resident 20%
Foreign 2%

Ethnicity



Black/African American 23%
Hispanic of any race 37%
White 24%
All Other 13%
Other categories are small in number and not reported





Student Success

Degrees & Certificates 20/21 to 21/22



20/21: 511
 21/22: 429

(D) Associate Degrees - District



20/21: 216
 21/22: 210

(C) Certificates - District

D: 221 / 185
 C: 60 / 62

Big Spring

D: 11 / 7
 C: 0 / 0

Lamesa

D: 265 / 232
 C: 139 / 138

San Angelo

D: 14 / 5
 C: 17 / 10

SWCD

Report Year 2021 Unofficial Licensure Pass Rates



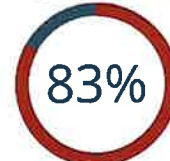
LVN
Big Spring



LVN
San Angelo



RN
Big Spring



RN
San Angelo



Dental Hygiene
Big Spring



Medical Assistant
San Angelo



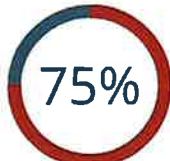
Respiratory Tech
San Angelo



Radiology Tech
San Angelo



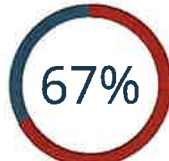
EMT
San Angelo



Surgical Tech
San Angelo





Cosmetology
Big Spring



Cosmetology
San Angelo



TUITION & FEES

	PER HOUR	FALL 2022	
	In District	\$95	
	Out of District	\$158	
	Non-Resident	\$207	

ESTIMATE 12 HRS	TUITION	FEES*	TOTAL
In District	\$1,014	\$130	\$1,144
Out of District	\$1,764	\$130	\$1,894
Non-Resident	\$2,348	\$130	\$2,478

*Fees for San Angelo are \$220 more due to a higher building use fee.

*Fees for Lamesa are \$20 more due to a higher building use fee.

SWCD TUITION & FEES

Qualified Texas deaf residents are exempt from tuition/fees. Room and board charges are still applied. Based on state law, out-of-state deaf students are charged non-resident tuition of \$458 per hour and related fees which average a total of \$469 per hour.

Hearing students who are enrolled in the Interpreter Training or Deaf-Support Services Programs are assessed the applicable tuition and fees based upon their residency status.



ESTIMATE 12 HRS	TUITION	FEES	TOTAL	SCH
Qualified Deaf Texas Resident	\$0	\$0	\$0	\$0
Non-Resident	\$5,496	\$130	\$5,626	\$469